

## Lesson 2 - The 'Mother' of All Rock Beats

### Rock Rhythms

Now we are going to learn our first rock beat. This is the 'Mother' of All Rock Beats. Many other rock and pop beats are derived from this rhythm.

Firstly, play the hi-hat and bass drum together:

1.

Then play the hi-hat and snare drum together:

2.

Now alternate between hi-hat and bass drum, and hi-hat and snare drum.

Count along as written and be careful not to play a bass drum with the snare drum.

Count: 1

2

3.

Now play the same pattern, and add a hi-hat in between each beat.

Notice that the extra hi-hat is represented by counting '+'

Count: 1

+

2

+

4.

This rhythm is usually written like this and the count is 1+2+3+4+

Count:

1

+

2

+

3

+

4

+

5.

# Drum Notation

---

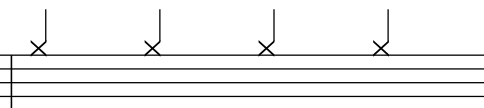
Snare Drum



Bass Drum or 'Kick'



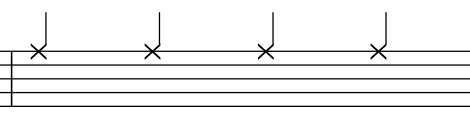
Hi-Hat



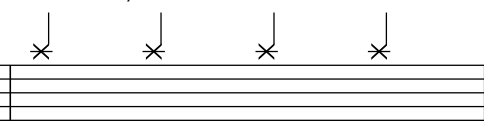
Hi-hat played with Foot



Ride Cymbal




Crash Cymbal



1st Tom (Hi Tom)



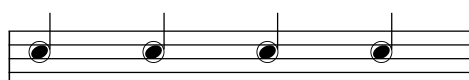
2nd Tom (Mid Tom)



3rd Tom (Low or Floor Tom)



Cross-Stick / Rim-Click



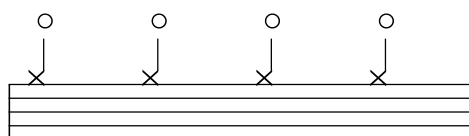
Cross-Stick / Rim-Click  
*(alternate notation)*



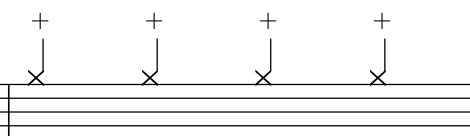
Rim Shot



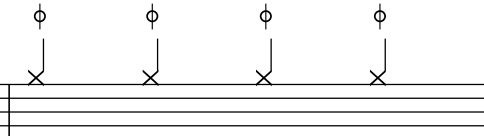
Open Hi-Hat



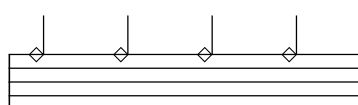
Closed Hi-Hat



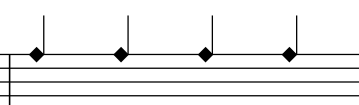
Half Open Hi-Hat



Ride Bell



Cowbell



Accented Notes



Ghost Notes

